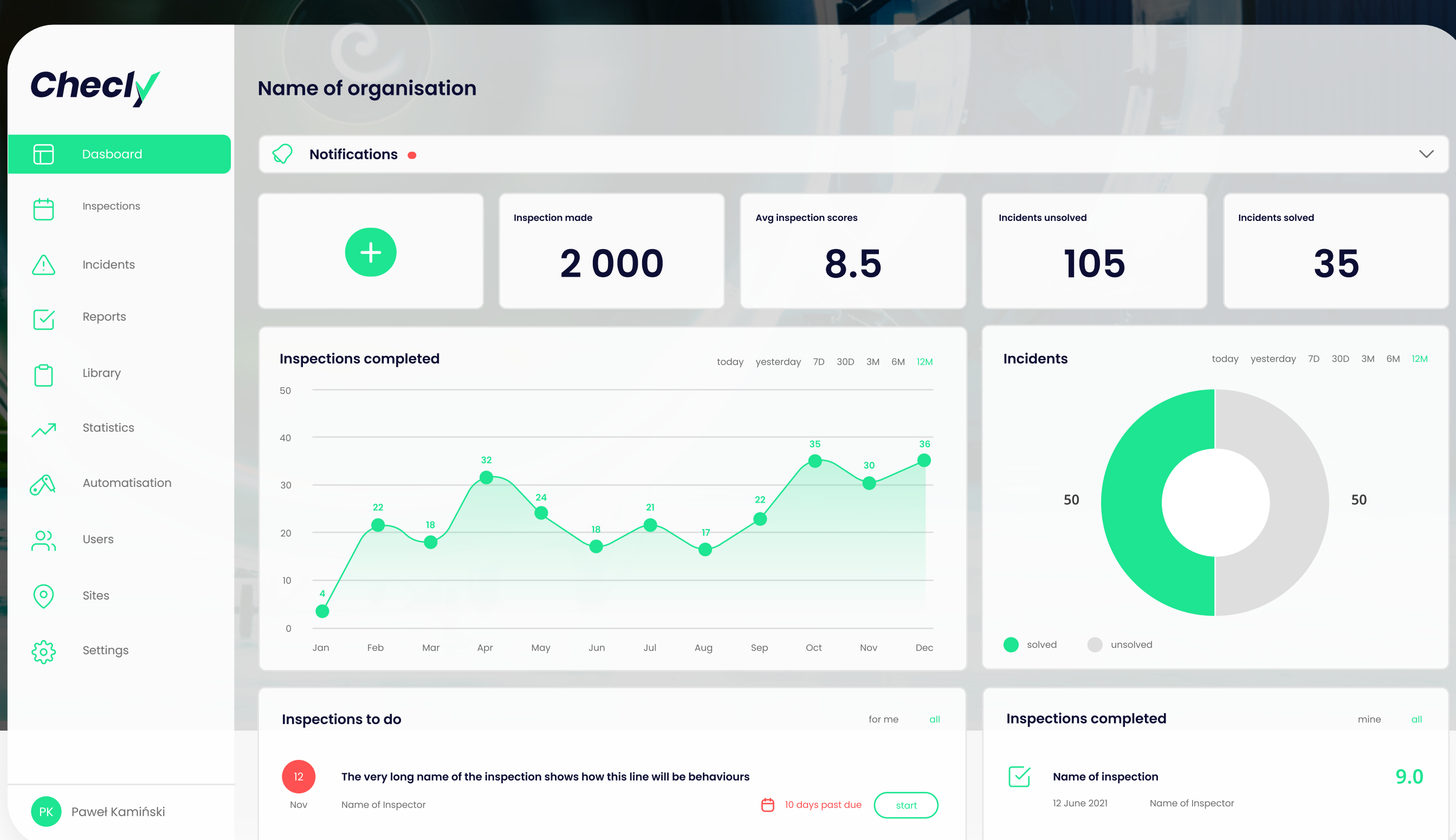


## Unleash the Power of Checly

From inspections to incident reports and so much more, you'll be amazed at the plethora of features it offers.



## Transform every control process into a digital checklist

Simple or complex procedure? It doesn't matter. We provide you with a tool that allows you to harness the power of flexibility and easily control processes like never before.



### create.

#### Flexible checklist creator

Define layout and structure. Add lots of answer types. Define major questions as incidents.


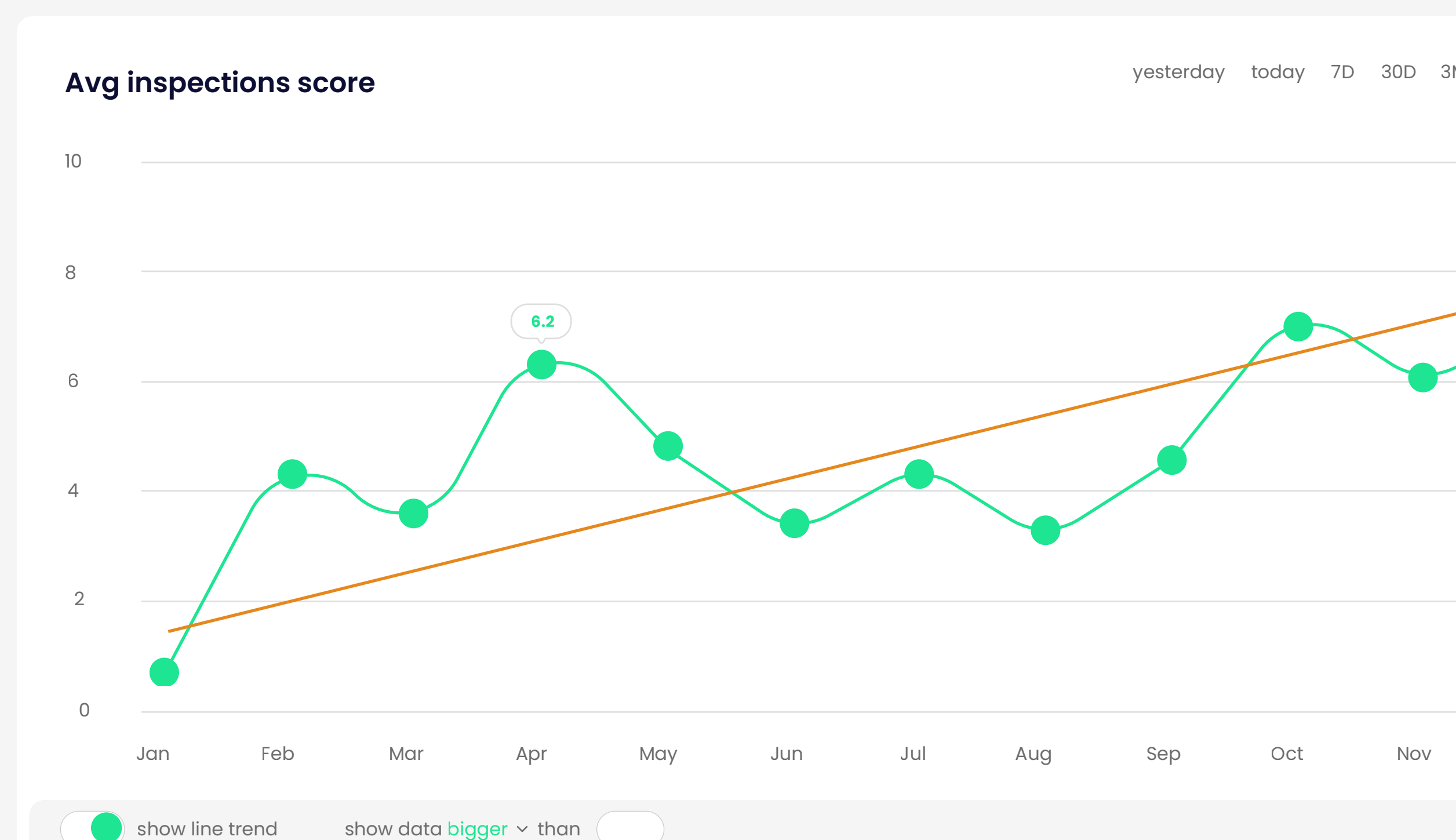
#### +200 predefined checklists

Use predefined checklists from our library. We have collected over 200 ready-to-use templates useful in multiple industries.


### Checly Score

Boost your organisation's incident-free performance with Checly Score! Enable incident management policies and set new standards for your inspection results.

We have designed our algorithm to provide you with a powerful tool for tracking performance control process trends in your organization.



100% digitisation of traditional control processes



5-fold reduction in inspection times



30% reduction in incidents



50% reduction in costs



### manage.

#### Create and assign the sites

Create sites and assign users. Display and compare specific data on your dashboard.

#### Users and their roles

Create the user's permission and add their roles. Set up the privacy of templates in your organisation.

#### Schedule the inspections

Build an inspection schedule. Create tasks for your inspectors.

### Automatisation

Set up automation rules and workflows. Always be on time for all important events.

Send automatic notifications to each user when they need to know.

The interface shows a rule configuration with the following fields:

- When:** Inspection is created
- Score of report is less than:** 80
- Then:** Send an e-mail to: Pablo Stone, Assigned user



### check.

#### Simple inspection mode

Easy-to-use checklists in step-by-step mode for better user experience.

#### mobile app

Add photos and comments whenever you need even if you are offline.

### Rapid reporting of incidents

Provide your employees, clients, and anyone with the possibility to report incidents with just a click.

They can use a dedicated mobile app or landing page, scan the QR code, or open the form to report unexpected events in a specific location.

The form includes the following fields:

- Name
- Description
- Image upload button
- Select a type
- Assign to the site (optional)
- Location
- Report Incident button



### analyse.

#### Statistics boards

The statistics module provides you with powerful tools for analyzing collected data. You can customize your data types, range, and sources, and organize them into custom boards.

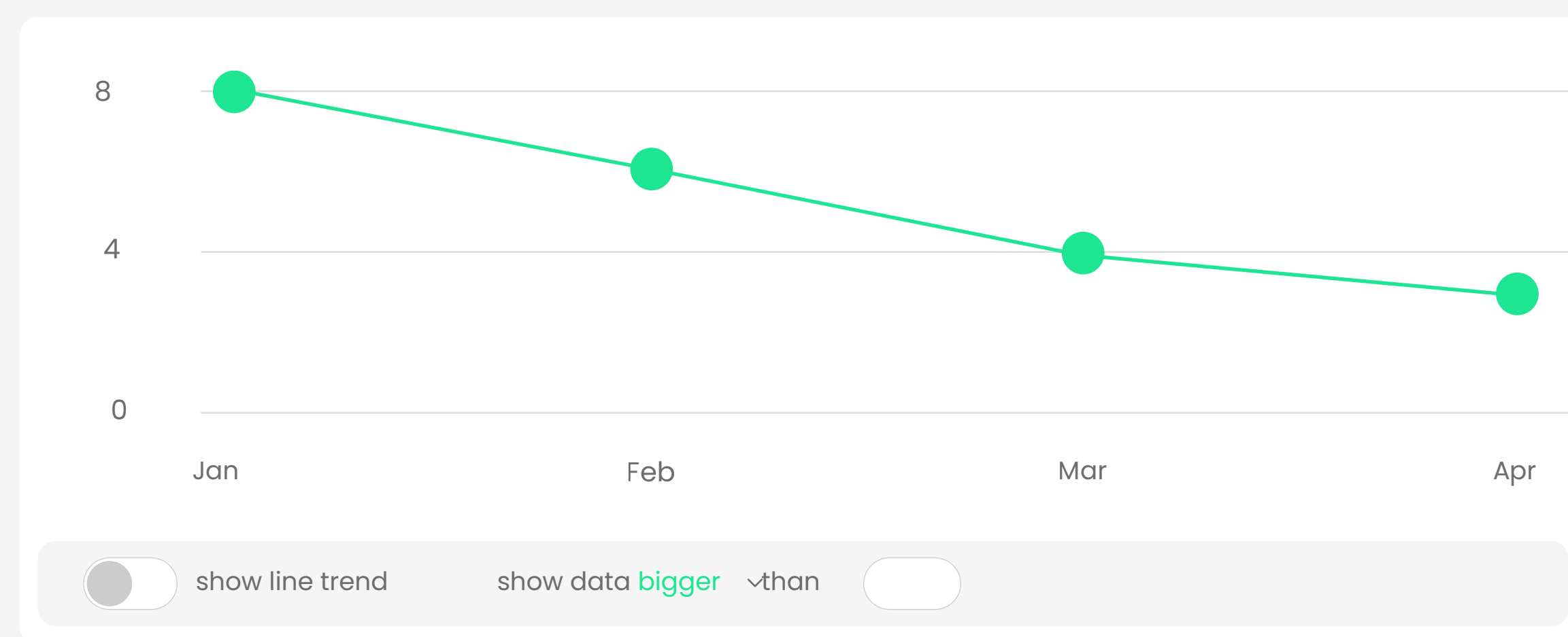
#### Trend line

You can easily switch the line on and off for each chart. This smart feature helps you better understand the collected data and predict events based on this data within your organisation.


### Statistics AI Insights

Get quick summaries for each statistics board using the power of AI. Understand the trends and relationships, and manage your organization better.

Generate clear reports with just a click, directly on your desk.



**Checly Insights**  
The assessment scores for this technical review have been steadily declining, with particular significance in the Lubricants section. If this area continues to be overlooked, it has the potential to accelerate the wear and tear of certain machine components.



### API Integrations

Integrate Checly into your organisation's software and easily perform a standardised implementation.