

ZUMA
premium

COLLECTION
2024-25



SPIS TREŚCI

TABLE OF CONTENTS



LUXE | 4 - 7



VERSAILLES | 8 - 9



CHATEAU | 10 - 13



ARIA | 14 - 21



BELLA | 22 - 23



VINCENZA | 24 - 27



COMO | 28 - 35

ZUMA
premium

Luxe
COLLECTION





LUXE | Pendant lamp
18006-69-CHR
69 x E14 max 40W
Ø100 H330 cm
metal chrome body
clear glass shade



LUXE | Pendant lamp
18006-69
69 x E14 max 40W
Ø100 H330 cm
metal gold body
clear glass shade





LUXE | Pendant lamp
19002/40-CHR
40 x E14 max 40W
Ø60 H200 cm
metal chrome body
clear glass shade



LUXE | Pendant lamp
19002/40-GLD
40 x E14 max 40W
Ø60 H200 cm
metal gold body
clear glass shade

Versailles
COLLECTION





VERSAILLES | Pendant lamp
17701/20
20 x E14 max 40W
Ø61 H100 cm
metal chrome body
smoking glass shade



VERSAILLES | Pendant lamp
17701/20-GLD
20 x E14 max 40W
Ø61 H100 cm
metal gold body
clear glass shade

Chateau

COLLECTION





CHATEAU | Pendant lamp
17801/10+5-GLD
15 x E14 max 40W
Ø100 H150 cm
metal gold body
clear glass shade



CHATEAU | Pendant lamp
14004/8-GLD
8 x E14 max 40W
Ø70 H130 cm
metal gold body
clear glass shade





CHATEAU | Pendant lamp
17801/10+5

15 x E14 max 40W
Ø100 H150 cm
metal chrome body
smoking glass shade

Aria

COLLECTION





BRUSHED BRASS

**ARIA | Pendant lamp
1220**

1 x E14 max 7W
Ø10 H203 cm
shade Ø7 H40,5 cm
brushed brass body; glass shade

**ARIA | Pendant lamp
1221**

3 x E14 max 7W
Ø30 H203 cm
shade Ø7 H40,5 cm
brushed brass body; glass shade



**ARIA | Pendant lamp
1222**

4 x E14 max 7W
W80 D7 H204 cm
shade Ø7 H40,5 cm
brushed brass body; glass shade





BRUSHED BRASS



**ARIA | Pendant lamp
1223**

7 x E14 max 7W
W76 D76 H63-83 cm
shade Ø10 H16 cm
canopy Ø10
brushed brass body; glass shade



**ARIA | Wall lamp
1224**

1 x E14 max 7W
W10 D14,5 H36,5 cm
shade Ø10 H16 cm
brushed brass body; glass shade



**ARIA | Ceiling lamp
1225**

1 x G9 max 6W
W8 D8 H13 cm
brushed brass body; glass shade






**ARIA | Pendant lamp
1226**
1 x E14 max 7W
Ø10 H203 cm
shade Ø7 H40,5 cm
steel and brushed
titanium body; glass shade



**ARIA | Pendant lamp
1227**
3 x E14 max 7W
Ø30 H203 cm
shade Ø7 H40,5 cm
steel and brushed
titanium body; glass shade




BRUSHED TITANIUM



**ARIA | Pendant lamp
1228**
4 x E14 max 7W
W80 D70 H204 cm
shade Ø7 H40,5 cm
steel and brushed
titanium body; glass shade





BRUSHED TITANIUM



**ARIA | Pendant lamp
1229**
7 x E14 max 7W
W76 D76 H63-83 cm
shade Ø10 H16 cm
canopy Ø10
steel and brushed
titanium body; glass shade



**ARIA | Wall lamp
1230**
1 x E14 max 7W
W10 D14,5 H36,5 cm
shade Ø10 H16 cm
steel and brushed
titanium body; glass shade




**ARIA | Ceiling lamp
1231**
1 x G9 max 6W
W8 D8 H13 cm
steel and brushed
titanium body; glass shade

Bella
COLLECTION





BRUSHED BRASS



BRUSHED TITANIUM



**BELLA | Pendant lamp
1240**
1 x E27 max 15W
Ø30 H197 cm
shade (idside) Ø7 H40,5 cm
canopy Ø10
brushed brass body
glass shade



**BELLA | Pendant lamp
1241**
1 x E27 max 15W
Ø30 H197 cm
shade (idside) Ø7 H40,5 cm
canopy Ø10
steel and brushed
titanium body; glass shade

Vincenza

COLLECTION





BRUSHED BRASS



VINCENZA | Pendant lamp
1244


5 x E27 max 15W
W60 D60 H64,5-84,5 cm
canopy Ø10
brushed brass body
opal, glass shade



VINCENZA | Wall lamp
1245

1 x E27 max 15W
W10,5 D14,5 H41,5 cm
shade Ø8-10 H20 cm
brushed brass body
opal, glass shade





BRUSHED TITANIUM



VINCENZA | Pendant lamp
1246

5 x E27 max 15W
W60 D60 H64,5-84,5 cm
canopy Ø10
steel and brushed
titanium body; opal, glass shade



VINCENZA | Wall lamp
1247

1 x E27 max 15W
W10,5 D14,5 H41,5 cm
shade Ø8-10 H20 cm
steel and brushed
titanium body; opal, glass shade

Como

COLLECTION





REMOTE CONTROL
INCLUDED



MOBILE APP
Tuya Smart



Download and install
the mobile app

Tuya Smart



BRUSHED BRASS

COMO | Pendant lamp
1232

LED 39W 2900LM, 2700-6500K
W104 D12 H200 cm
shade Ø12 W102 cm
canopy W15 H9 cm
brushed brass body; glass shade

DIMMING AND COLOR CHANGE BY REMOTE CONTROL



REMOTE CONTROL
INCLUDED



MOBILE APP
Tuya Smart



COMO | Pendant lamp
1233

LED 26W 1950LM, 2700-6500K
W6 D6 H241 cm
shade Ø6 H62 cm
canopy W6 H17 cm
brushed brass body; glass shade

DIMMING AND COLOR CHANGE BY REMOTE CONTROL



Download and install
the mobile app

Tuya Smart



BRUSHED BRASS



REMOTE CONTROL
INCLUDED



MOBILE APP
Tuya Smart



**COMO | Pendant lamp
1234**

LED 64W 4800LM, 2700-6500K
W70-120 H170 cm
shade Ø6 H62 cm
canopy Ø22 cm
brushed brass body,
glass shade

DIMMING AND COLOR CHANGE BY REMOTE CONTROL



REMOTE CONTROL
INCLUDED



MOBILE APP
Tuya Smart



**COMO | Wall lamp
1235**

LED 26W 1950LM, 2700-6500K
W7 D9,5 H68 cm
brushed brass body,
glass shade

DIMMING AND COLOR CHANGE BY REMOTE CONTROL





REMOTE CONTROL
INCLUDED




MOBILE APP
Tuya Smart



Download and install
the mobile app

Tuya Smart



BRUSHED TITANIUM

COMO | Pendant lamp
1236

LED 39W 2900LM, 2700-6500K

W10,4 D12 H200 cm

shade Ø12 W102 cm

canopy W15 H9 cm

steel and brushed titanium body; glass shade

DIMMING AND COLOR CHANGE BY REMOTE CONTROL



REMOTE CONTROL
INCLUDED



MOBILE APP
Tuya Smart



COMO | Pendant lamp
1237

LED 26W 1950LM, 2700-6500K

W6 D6 H241 cm

shade Ø6 H62 cm

canopy W6 H17 cm

steel and brushed titanium body; glass shade

DIMMING AND COLOR CHANGE BY REMOTE CONTROL



REMOTE CONTROL INCLUDED



MOBILE APP
Tuya Smart




**COMO | Pendant lamp
1238**

LED 64W 4800LM, 2700-6500K
W70-120 H170 cm
shade Ø6 H62 cm
canopy Ø22 cm
steel and brushed
titanium body; glass shade

DIMMING AND COLOR CHANGE BY REMOTE CONTROL

Download and install
the mobile app

Tuya Smart



BRUSHED TITANIUM

REMOTE CONTROL INCLUDED



MOBILE APP
Tuya Smart



**COMO | Wall lamp
1239**

LED 26W 1950LM, 2700-6500K
W7 D9,5 H68 cm
steel and brushed
titanium body; glass shade

DIMMING AND COLOR CHANGE BY REMOTE CONTROL

ZUMA
premium








ZUMA
premium

WE INVITE YOU TO VISIT OUR WEBSITE WWW.ZUMALINE.COM



www.zumaline.com

You will find such materials as:



Download our Zuma Line Virtual Design app on Google play or the App Store.



STAY UP TO DATE WITH US :)
SOCIAL MEDIA



[sklep.zuma.line](https://www.facebook.com/sklep.zuma.line)



[zumaline](https://www.instagram.com/zumaline)

ZUMA

— premium

POLAND

📍 **ZUMA LINE SP. Z O.O.**
ul. Generała Józefa Zajączka 9
40-050 Katowice

OFFICE

☎ (32) 730 66 10
✉ sekretariat@zumaline.pl

WHOLE SALE

Adriana Lewandowska
Sales Manager
☎ +48 781 850 010
✉ adriana.lewandowska@zumaline.pl

Arkadiusz Flasiński
Sales Manager
☎ +48 515 117 551
✉ arkadiusz.flasinski@zumaline.pl

Maciej Filosek
Sales Director
☎ +48 785 991 109
✉ maciej.filosek@zumaline.pl

WAREHOUSE

📍 Al. Walentego Roździeńskiego 93,
40-203 Katowice
☎ +48 721 345 515
✉ kierownikmag@zumaline.pl

Arkadiusz Lis
Sales Representative
☎ +48 723 970 011
✉ arkadiusz.lis@zumaline.pl

EXPORT TEAM

Olga Brzózka
Export Manager
☎ +48 695 653 169
✉ export@zumaline.pl

Anastasiia Shynkarenko
Export Manager
☎ +48 539 147 676
✉ anastasiia.shynkarenko@zumaline.pl
✉ as@zumaline.pl